



Beaufort County
Solid Waste and Recycling Board
Thursday, May 24, 2018
2:00 p.m.
Executive Board Room, Administration Building
100 Ribaut Road, Beaufort
843.255.2745



In accordance with South Carolina Code of Laws, 1976, Section 30-4-80(d), as amended, all local media was duly notified of the time, date, place and agenda of this meeting.

1. CALL TO ORDER 2:00 pm
 - A. Approval of Agenda
 - B. Approval of Minutes – March 22, 2018 ([backup](#))
2. INTRODUCTIONS
3. PUBLIC COMMENT
4. REPORTS FROM BOARD REGARDING MEETINGS WITH COUNCIL MEMBERS (All)
5. REPORTS
 - A. Solid Waste and Recycling Division Monthly Report March 18 FY18 ([backup](#))
 - B. Solid Waste and Recycling Division Monthly Report April 18 FY18 ([backup](#))
 - C. Recycling Events and Convenience Center Updates
 1. Shred – 4/7/2018 (Beaufort)
 2. Electronics – 5/19/2018
 - D. Recycling Coordinator – Ashley Jenkins
 1. SW Grant (Film) update; SWANA SC Palmetto Chapter
 - E. Volunteer Coordinator Adopt-A-Highway/KBCB – Caroline Jordan
 1. AAH Council Recognitions; GAC/May River
6. UNFINISHED BUSINESS
 - A. Curbside Waste & Recycling Collection – RFP Draft to SW&R Board
 - B. Daufuskie Island – One Island Solution – Recommendation Letter
 - C. Board Vacancies – District 2 Port Royal
7. NEW BUSINESS
 - A. Beaufort Water Festival – Public Works
 - B. Litter Control Team (Marines 5/2/2018)
 - C. Beaufort County Employee Litter Pick-up Day 5/23/18
 - D. Board Requests
8. PUBLIC COMMENT
9. ADJOURNMENT
 - A. Next Meeting, July 26, 2018, Executive Board Room, Administration Building, 100 Ribaut Road 2:00 p.m.



Beaufort County Solid Waste and Recycling Board Meeting
Thursday, March 22, 2018 2:00 pm
Executive Conference Room

Attendees:

Dan Duryea, Chairman, District 9 Representative
Kim Corley, District 8 Representative
Sally Dennis, District 7 Representative
David R. Uehling, VChair, District 6 Representative
Lawrence Bryan, District 5 Representative
Derrick Coaxum, District 4 Representative (Ex-Officio)
Mike Bennett, District 3 Representative (Ex-Officio)
Lamar Taylor, District 1 Representative (Ex-Officio)
Brad Woods, MCRD Liaison
Chris Vaigneur, MCAS Liaison
Dave Wilhelm, Public Works Director
Cindy Carter, Solid Waste and Recycling
Caroline Jordan Dolbey, Solid Waste and Recycling

Absentees:

Vacant, District 2 Representative (Ex-Officio)
Shawn Iams, SC DHEC Liaison
Ashley Jenkins, Solid Waste and Recycling

Guests Attending:

N/A

- 1. Call to Order:** Chairman Duryea called the meeting to order at 2:00 pm.
 - A. Agenda:** Chairman Duryea requested a motion to approve the agenda. Ms. Corley motioned. V-Chair Uehling seconded. All approved the agenda.
 - B. Minutes:** Chairman Duryea requested a motion to approve the January 25, 2018 minutes. Ms. Corley motioned. V-Chair Uehling seconded. All approved the minutes.
- 2. Introductions:** All attendees introduced themselves. Congratulations to Caroline Jordan Dolbey on her recent marriage.
- 3. Public Comment:** There was no public comment.
- 4. Reports from Board regarding meetings with Council Members:**
 - Chairman Duryea recommended that each Board member reach out to their Council representative monthly; all kept up-to-date on events
 - Chairman Duryea requested SW&R staff to provide each Board member with their current Council representative as SW&R Districts are different than Council Districts
 - Chairman Duryea requested SW&R staff to provide e-blast of any Council agendas that involve Solid Waste issues so attendance could be evaluated
 - Mr. Lawrence expressed concern that litter clean-up on Highway 21 doesn't get the attention that Highway 278 receives and both are Beaufort County tourist gateways
- 5. Reports:**
 - A. SW & R Monthly Report – February 2018:**
 - Ms. Carter concentrated on February 2018 data with some January 2018 information
 - Residential tons of waste = 6,111.28 in February; 51,609.37 YTD
 - Hauling expenditures have been exceeded for the budget year (contract); reserves

- Convenience Center traffic increased for month; still below trend line
- Recycling tons = 754.60 in January; 633.25 in February
- Revenues continue to drop; Charleston Steel offers contract amendment vs termination
- MRF costs continue for processing. Single stream from Sun City huge cost
- Chairman Duryea inquired of offset costs; again reserves

B. Recycling Events and Convenience Center Updates:

- Ms. Jenkins is attending the Carolina Recycling Association Annual Conference in Cherokee, NC
- Ms. Carter reported on Electronics Event (2/9/17) – 1,501 vehicles. 119.57 tons collected vs 124.37 tons collected in December. Event well attended
- Upcoming Shred Event (4/9/18) in Beaufort

C. Recycling Coordinator:

- Ms. Carter updated on the installation of film collection sheds – completed Shanklin and St. Helena Centers. Bluffton and Hilton Head pending for April
- The new animated ReRun educational presentation from Moondog is complete
- Compost Bin Campaign has started. \$50 each. Priced for program sustainability
- Whale Branch Elementary is participating in Public Works Compost Pilot. Food waste, milk cartons and napkins. Training complete. Collection through April. Significant reduction in landfill waste

D. Volunteer Coordinator:

- Ms. Dolbey reported on 2/19/18 Adopt-A-Highway groups recognized by County Council (Callawassie Island Ecology Club, Haven Helping Hands, Omega Psi Phi, Walling Grove)
- Council presented SC Litter Association awards to Mr. Gerald Green (Educator), KBCB (affiliate) and Dataw (Lower Region AAH) on 3/12/18

6. Unfinished Business:

A. Curbside Waste and Recycling Collection

- Mr. Wilhelm updated the Board on the draft RFP for Curbside Collection. Two years ago the Council approved the curbside collection initiative. Internal review of the RFP is ongoing. Copies will be sent to SW&R Board with an executive summary. Still planning on Spring bids.

B. Roadside Litter Program

- Mr. Wilhelm updated on a full-time, Public Works, County-directed litter crew. SCDOT backed out of proposed partnership. New crew will be on the streets within 2-3 weeks. Litter issues also an impact per Stormwater Board. Lamar Taylor described efforts taken by the City of Beaufort for street sweeping and litter removal.

C. Compost Pilot Program

- Mr. Wilhelm described the current County Compost Pilot Program. Multiple piles – with and without food waste. End use product pending. SW&R will evaluate and vote on continuing once program is established.

D. Daufuskie Island – One Island Solution:

- Mr. Wilhelm updated on negotiations for a single vendor to handle solid waste on the island. If the transfer station solution results in a contract, the Center will be closed.

E. Board Vacancies:

- The Town of Port Royal (District 2) is not represented on the Board.

7. New Business:

A. FY19 Contracts Pending:

- Ms. Carter described two contracts that are currently posted: Waste Scrap/Waste Tire and Yard Waste Recycling. Recyclables Collection and Processing Services should be ready for posting by the end of April and Curbside Waste Collection by late Spring.

B. Glass Recycling Discussion:

- Ms. Carter discussed recent meetings with various vendors (i2Recycle, Fisher and Strategic Materials) for possible glass recycling options. Grinding to a sand consistency would be best outcome.

C. Board Requests:

- V-Chair Uehling stated Gate Convenience Center is a smelly, muddy mess. Traffic is to the point of safety concerns. Needs to be closed or 'fixed'. Mr. Wilhelm discussed this situation is not exclusive to Gate. Many Centers are at or past their useful life. Efficiency and Stormwater compliance are currently being evaluated.

8. Public Comment: There was no public comment

9. Adjournment: – The meeting ended at 2:47 pm. The next regular Board meeting will be held May 24, 2018, in the Executive Conference Room, Administration Building, 2:00 pm.

Solid Waste and Recycling Division Monthly Update

March 18 Fiscal Year 2018

Distributed to the Solid Waste and Recycling Board of Beaufort County

Solid Waste Overall County Convenience Center Tonnage

	March FY17	March FY18
CLASS 3 WASTE (MSW)	1,680.23	1,656.58
CLASS 2 (C & D)	906.25	1,108.27
CLASS 1 (Yard Waste)	518.00	496.30
TOTAL Convenience Center Tonnage	3,104.48	3,261.15
% of All Residential Disposal from CC	46.45%	49.27%

Solid Waste Overall County Residential Route Tonnage

	March FY17	March FY18
CLASS 3 WASTE (MSW)	2,977.05	3,030.59
CLASS 2 (C & D)	0.49	0.35
CLASS 1 (Yard Waste)	602.10	326.64
TOTAL Residential Route Tonnage	3,579.64	3,357.58
% of All Residential Disposal from Residential Route	53.55%	50.73%

Overall Solid Waste Activity by Solid Waste District

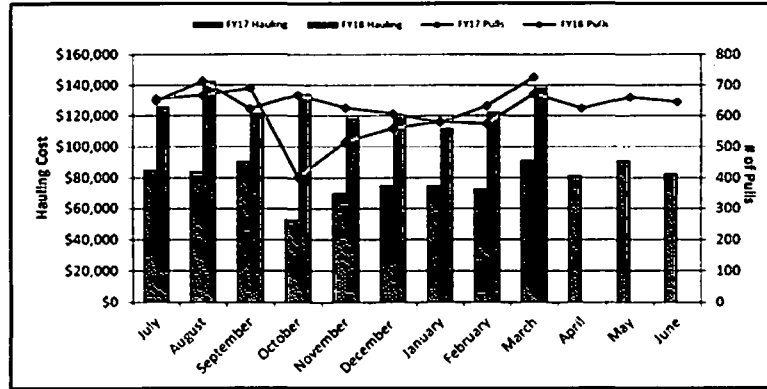
Solid Waste District	CLASS 3 WASTE (MSW)	CLASS 2 WASTE (C & D)	CLASS 1 WASTE (Yard)	Total District Tonnage
District 1 City of Beaufort	289.82	0.00	230.94	520.76
District 2 Town of Port Royal	131.39	0.00	95.70	227.09
District 3 Town of Hilton Head	1,301.00	258.02	134.44	1,693.46
District 4 Town of Bluffton	393.07	293.27	137.86	824.20
District 5 Sheldon Township	160.14	31.63	7.00	198.77
District 6 Unincorporated Port Royal Island	446.74	254.20	70.00	770.94
District 7 Unincorporated Lady's Island	291.97	0.00	0.00	291.97
District 8 St. Helena & Islands East	412.86	199.77	122.50	735.13
District 9 Unincorporated Bluffton Township	1,239.32	71.73	24.50	1,335.55
Daufuskie	20.86	0.00	0.00	20.86
MONTHLY OVERALL COUNTY TONNAGE	4,687.17	1,108.62	822.94	6,618.73

Solid Waste and Recycling Division Monthly Update
March 2018 Fiscal Year 2018
 Distributed to the Solid Waste and Recycling Board of Beaufort County

Solid Waste Hauling Costs

Month	FY17 Hauling	FY18 Hauling
July	\$85,260	\$126,057
August	\$84,623	\$143,043
September	\$91,086	\$121,682
October	\$52,972	\$134,116
November	\$70,523	\$118,700
December	\$75,373	\$119,759
January	\$75,263	\$112,054
February	\$73,309	\$122,381
March	\$91,648	\$139,006
April	\$81,652	
May	\$91,346	
June	\$83,081	
TOTAL	\$956,136	\$1,136,798

Solid Waste Hauling Costs



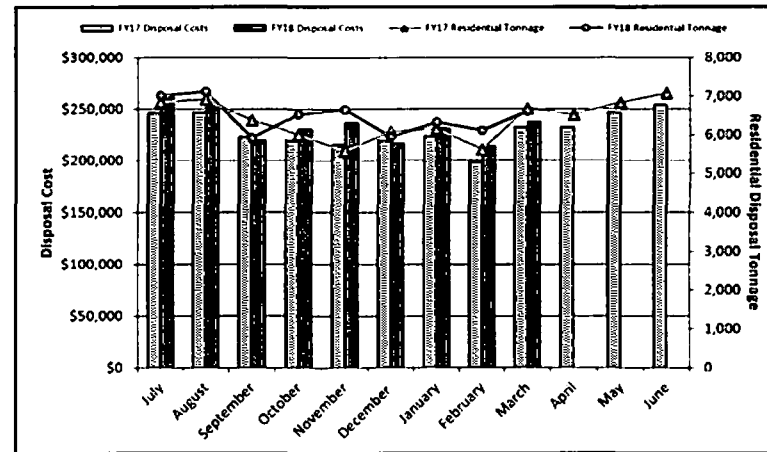
Number of Pulls

Month	FY17 Pulls	FY18 Pulls
July	655	648
August	666	714
September	690	622
October	401	668
November	516	625
December	559	606
January	581	578
February	574	631
March	670	726
April	623	
May	659	
June	644	
TOTAL	7,238	5,818

Solid Waste Disposal Costs

Month	FY17 Disposal Costs	FY18 Disposal Costs
July	\$246,473	\$262,686
August	\$246,997	\$255,266
September	\$223,008	\$219,901
October	\$219,988	\$230,617
November	\$215,570	\$236,949
December	\$219,813	\$217,209
January	\$223,706	\$231,199
February	\$198,689	\$214,227
March	\$232,920	\$237,540
April	\$232,930	
May	\$246,831	
June	\$253,972	
TOTAL	\$2,760,897	\$2,105,594

Solid Waste Disposal Cost



Total County Residential Tonnage Disposal

Month	FY17 Residential Tonnage	FY18 Residential Tonnage
July	6,846	7,016
August	6,914	7,118
September	6,379	5,915
October	6,005	6,530
November	5,578	6,646
December	6,084	5,945
January	6,159	6,329
February	5,623	6,111
March	6,684	6,619
April	6,516	
May	6,840	
June	7,079	
TOTAL	76,707	58,229

Solid Waste Hauling and Disposal Budgets Status

	FY17 Through March	FY18 Through March	FY17 % Expended	FY18 % Expended
Hauling Costs	\$700,057	\$1,136,798	78%	114%
Disposal Costs	\$2,027,164	\$2,105,594	70%	67%

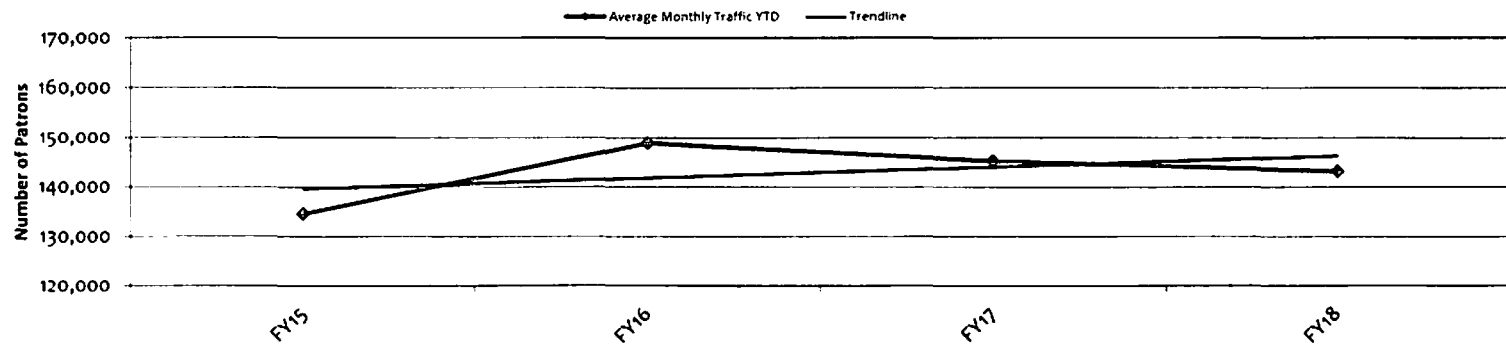
Solid Waste and Recycling Division Monthly Update
 March 2018 Fiscal Year 2018
 Distributed to the Solid Waste and Recycling Board of Beaufort County

Monthly Convenience Center Total Traffic Information

	March FY 17	March FY 18
Hilton Head	32,995	31,239
Bluffton	37,116	23,470
Lobeco	6,340	8,883
Sheldon	1,761	1,958
Big Estate	1,325	1,408
Shanklin	12,808	13,665
Gate	12,454	14,737
St. Helena	31,653	33,307
Coffin Point	2,238	2,253
Cuffy	1,203	1,453
Pritchardville	12,254	10,218
Total Traffic for ALL Convenience Centers	152,147	142,591

Note: December FY13 Attendant's Numbers. Shanklin & Pritchardville FY14 Attendant's Numbers

Average Monthly Traffic YTD by Fiscal Year



Total Traffic Year to date

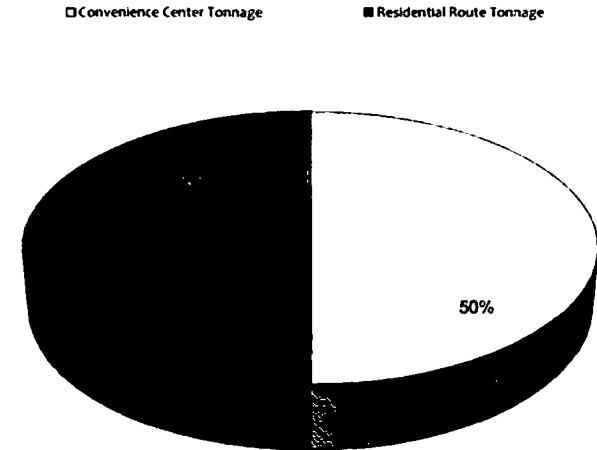
	FY14	FY15	FY16	FY17	FY18
July	156803	142845	148214	158613	147474
August	153741	147497	158406	151267	148478
Sep	149995	133295	153756	147318	141763
Oct	133408	128484	157888	126982	136260
Nov	132816	120353	147618	133430	132777
Dec	131666	133187	152898	148766	160698
Jan	117712	132909	129058	138415	134792
Feb	115,670	121,351	131,878	136,681	143,308
Mar	135,372	143,947	147,024	152,147	142,591
Apr	129,712	138,111	153,405	145,481	
May	135,228	135,471	151,992	145,900	
June	135106	137051	153109	157177	
total	1627229	1614501	1785246	1742177	1288141
Average Monthly Traffic YTD	135602	134542	148771	145181.42	143126.8

Solid Waste and Recycling Division Monthly Update
 March 18 Fiscal Year 2018
 Distributed to the Solid Waste and Recycling Board of Beaufort County

Recycling Activity by Solid Waste District

Solid Waste District	Convenience Center Tonnage	Residential Route Tonnage	Overall County Tonnage by District	Commercial Tonnage
District 1 City of Beaufort		9.68	9.68	0.00
District 2 Town of Port Royal		0.00	0.00	0.00
District 3 Town of Hilton Head	116.44	34.64	151.08	0.00
District 4 Town of Bluffton	88.47	179.71	268.18	0.00
District 5 Sheldon Township	5.22	0.00	5.22	0.00
District 6 Unincorporated Port Royal Island	21.92	0.00	21.92	0.00
Solid Waste District 7 Unincorporated Lady's Island	0.00	0.00	0.00	0.00
Solid Waste District 8 St. Helena & Islands East	55.58	0.00	55.58	0.00
Solid Waste District 9 Unincorporated Bluffton Township	23.20	87.18	110.38	0.00
Daufuskie		0.00	0.00	0.00
OVERALL COUNTY TONNAGE	310.83	311.21	622.04	0.00
COUNTY TONNAGE PLUS NEWSPAPER	36.10			

Monthly Comparison of Residential Recycling Sources



YTD Residential Recycling Tonnage

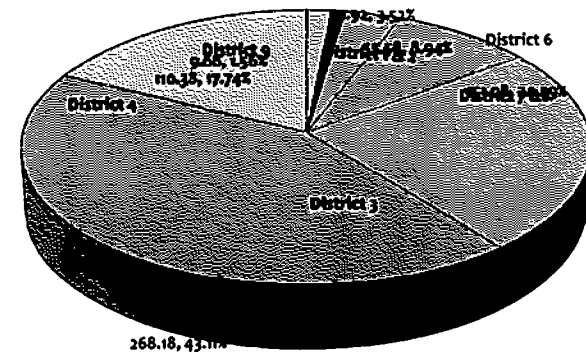
	Convenience Center Tonnage	Residential Route Tonnage	YTD Residential Tonnage
YTD Residential Tonnage	2,680.73	2,720.37	5,401.10
	439.30		5,840.40

Fiscal Year Overall County Recycling Tonnage & Services Comparison

Month	FY 17 Recycling Tonnage	FY 18 Recycling Tonnage	FY 17 Recycling Services Cost	FY 18 Recycling Services Cost
July	351.66	607.01	\$39,396	\$45,922
August	406.42	617.52	\$39,479	\$60,659
September	385.02	545.18	\$35,960	\$52,111
October	331.02	602.62	\$26,810	\$78,989
November	599.49	703.17	\$41,306	\$88,384
December	625.24	718.91	\$43,671	\$95,769
January	504.87	754.60	\$40,154	\$98,899
February	548.00	633.25	\$38,160	\$80,634
March	378.29	658.14	\$40,774	\$101,570
April	587.02		\$39,768	
May	642.21		\$47,737	
June	623.60		\$44,861	
TOTAL	5,982.84	5,840.40	\$478,076	\$702,937

Residential Tonnage + Newspaper Tonnage NO Commercial Tonnage

Overall County Tonnage Comparison by District



Solid Waste Recycling Budget Status

	FY17 Through March	FY18 Through March	FY17 % Expended YTD	FY18 % Expended YTD
Recycling Services	\$345,759	\$702,946	99%	176%

Solid Waste and Recycling Division Monthly Update
 March 18 Fiscal Year 2018
 Distributed to the Solid Waste and Recycling Board of Beaufort County

Fiscal Year 18 Recycling Revenue						Fiscal Year 18 MRF Credit		
Month/Year	Charleston Steel	GEL	Caraustar	Low Country Batteries	Sonoco	Month/Year	Waste Management (MRF) *revenue received from processing costs	Rebate Check
Jul-17		\$483.30	\$193.41		\$3,705.46	Jul-17	\$9,088.58	\$1,014.07
Aug-17	\$30,179.97	\$504.00	\$248.49	\$140.25		Aug-17	\$13,798.23	-\$2,892.46
Sep-17	\$40,863.98	\$816.00	\$275.54	\$129.69	\$3,839.85	Sep-17	\$11,398.36	-\$1,627.74
Oct-17	\$69,663.03	\$44.90	\$218.01		\$1,028.30	Oct-17	\$19,547.66	-\$10,003.18
Nov-17		\$312.30	\$147.65	\$203.06		Nov-17	\$21,057.55	-\$13,072.22
Dec-17		\$202.95	\$127.84		\$2,099.93	Dec-17	\$10,210.77	-\$13,827.00
Jan-18		\$328.50	\$202.22			Jan-18	\$8,912.00	-\$14,534.19
Feb-18		\$50.60	\$282.39	\$144.43		Feb-18	\$11,997.88	-\$6,571.35
Mar-18	\$67,075.45	\$90.25	\$258.00		\$2,468.87	Mar-18	\$10,522.76	-\$17,140.28
Apr-18						Apr-18		
May-18						May-18		
Jun-18						Jun-18		
Sub Totals	\$207,782.43	\$2,832.80	\$1,953.55	\$617.43	\$13,142.41	Total	\$116,433.79	-\$78,654.35
GRAND TOTAL TO DATE							\$226,328.62	

Solid Waste and Recycling Division Monthly Update
 April 18 Fiscal Year 2018
 Distributed to the Solid Waste and Recycling Board of Beaufort County

Solid Waste Overall County Convenience Center Tonnage

	April FY17	April FY18
CLASS 3 WASTE (MSW)	1,842.93	1,670.81
CLASS 2 (C & D)	766.05	960.12
CLASS 1 (Yard Waste)	427.00	547.41
TOTAL Convenience Center Tonnage	3,035.98	3,178.34
% of All Residential Disposal from CC	46.59%	47.90%

Solid Waste Overall County Residential Route Tonnage

	April FY17	April FY18
CLASS 3 WASTE (MSW)	3,023.02	3,219.14
CLASS 2 (C & D)	0.00	1.00
CLASS 1 (Yard Waste)	457.11	236.68
TOTAL Residential Route Tonnage	3,480.13	3,456.82
% of All Residential Disposal from Residential Route	53.41%	52.10%

Overall Solid Waste Activity by Solid Waste District

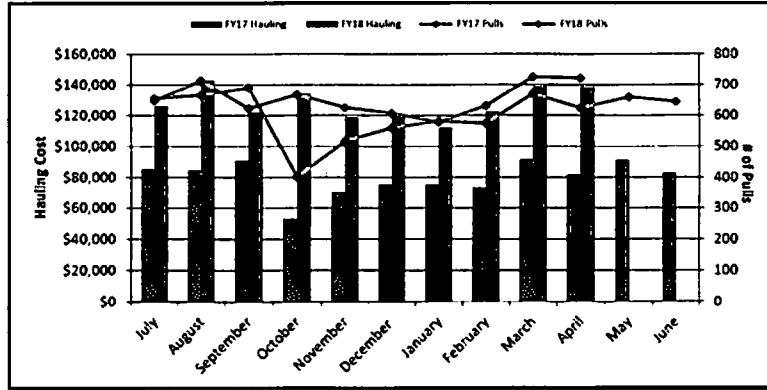
Solid Waste District	CLASS 3 WASTE (MSW)	CLASS 2 WASTE (C & D)	CLASS 1 WASTE (Yard)	Total District Tonnage
District 1 City of Beaufort	242.58	0.00	202.90	445.48
District 2 Town of Port Royal	157.01	0.00	33.67	190.68
District 3 Town of Hilton Head	1,465.29	242.57	147.00	1,854.86
District 4 Town of Bluffton	438.12	278.32	141.41	857.85
District 5 Sheldon Township	156.43	31.53	3.50	191.46
District 6 Unincorporated Port Royal Island	436.37	190.63	87.50	714.50
District 7 Unincorporated Lady's Island	257.60	0.00	0.00	257.60
District 8 St. Helena & Islands East	463.43	153.28	143.50	760.21
District 9 Unincorporated Bluffton Township	1,255.41	64.79	24.61	1,344.81
Daufuskie	17.71	0.00	0.00	17.71
MONTHLY OVERALL COUNTY TONNAGE	4,889.95	961.12	784.09	6,635.16

Solid Waste and Recycling Division Monthly Update
April 2018 Fiscal Year 2018
 Distributed to the Solid Waste and Recycling Board of Beaufort County

Solid Waste Hauling Costs

Month	FY17 Hauling	FY18 Hauling
July	\$85,260	\$126,057
August	\$84,623	\$143,043
September	\$91,086	\$121,682
October	\$52,972	\$134,116
November	\$70,523	\$118,700
December	\$75,373	\$119,759
January	\$75,263	\$112,054
February	\$73,309	\$122,381
March	\$91,648	\$139,006
April	\$81,652	\$139,007
May	\$91,346	
June	\$83,081	
TOTAL	\$956,136	\$1,275,805

Solid Waste Hauling Costs



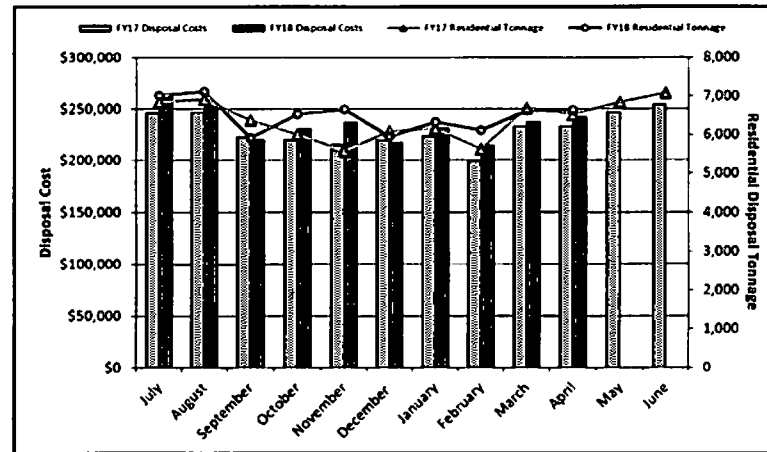
Number of Pulls

Month	FY17 Pulls	FY18 Pulls
July	655	648
August	666	714
September	690	622
October	401	668
November	516	625
December	559	606
January	581	578
February	574	631
March	670	726
April	623	721
May	659	
June	644	
TOTAL	7,238	6,539

Solid Waste Disposal Costs

Month	FY17 Disposal Costs	FY18 Disposal Costs
July	\$246,473	\$262,686
August	\$246,997	\$255,266
September	\$223,008	\$219,901
October	\$219,988	\$230,617
November	\$215,570	\$236,949
December	\$219,813	\$217,209
January	\$223,706	\$231,199
February	\$198,689	\$214,227
March	\$232,920	\$237,540
April	\$232,930	\$241,944
May	\$246,831	
June	\$253,972	
TOTAL	\$2,760,897	\$2,347,538

Solid Waste Disposal Cost



Total County Residential Tonnage Disposal

Month	FY17 Residential Tonnage	FY18 Residential Tonnage
July	6,846	7,016
August	6,914	7,118
September	6,379	5,915
October	6,005	6,530
November	5,578	6,646
December	6,084	5,945
January	6,159	6,329
February	5,623	6,111
March	6,684	6,619
April	6,516	6,635
May	6,840	
June	7,079	
TOTAL	76,707	64,864

Solid Waste Hauling and Disposal Budgets Status

	FY17 Through April	FY18 Through April	FY17 % Expended	FY18 % Expended
Hauling Costs	\$781,709	\$1,275,805	87%	128%
Disposal Costs	\$2,260,094	\$2,347,538	78%	75%

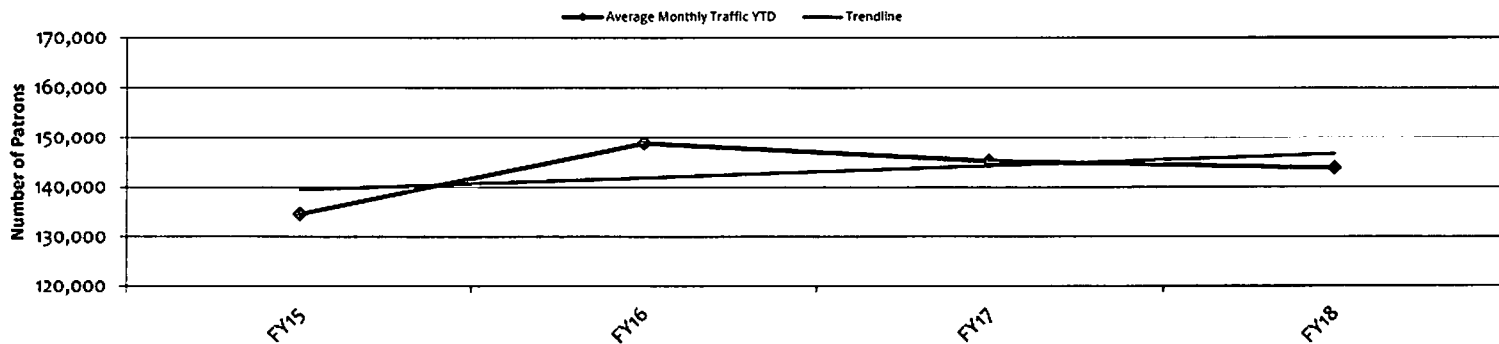
Solid Waste and Recycling Division Monthly Update
 April 2018 Fiscal Year 2018
 Distributed to the Solid Waste and Recycling Board of Beaufort County

Monthly Convenience Center Total Traffic Information

	April FY 17	April FY 18
Hilton Head	33,081	29,301
Bluffton	36,681	38,840
Lobeco	7,171	8,031
Sheldon	0	1,288
Big Estate	1,427	1,291
Shanklin	12,240	13,186
Gate	12,389	12,635
St. Helena	26,582	28,215
Coffin Point	2,465	2,151
Cuffy	1,397	1,360
Pritchardville	12,048	13,190
Total Traffic for ALL Convenience Centers	145,481	149,488

Note: December FY13 Attendant's Numbers. Shanklin & Pritchardville FY14 Attendant's Numbers

Average Monthly Traffic YTD by Fiscal Year



Total Traffic Year to date

	FY14	FY15	FY16	FY17	FY18
July	156803	142845	148214	158613	147474
August	153741	147497	158406	151267	148478
Sep	149995	133295	153756	147318	141763
Oct	133408	128484	157888	126982	136260
Nov	132816	120353	147618	133430	132777
Dec	131666	133187	152898	148766	160698
Jan	117712	132909	129058	138415	134792
Feb	115,670	121,351	131,878	136,681	143,308
Mar	135,372	143,947	147,024	152,147	142,591
Apr	129,712	138,111	153,405	145,481	149,488
May	135,228	135,471	151,992	145,900	
June	135106	137051	153109	157177	
total	1627229	1614501	1785246	1742177	1437629
Average Monthly Traffic YTD	135602	134542	148771	145181.42	143762.9


Solid Waste and Recycling Division Monthly Update
 April 18 Fiscal Year 2018
 Distributed to the Solid Waste and Recycling Board of Beaufort County

Recycling Activity by Solid Waste District

Solid Waste District	Convenience Center Tonnage	Residential Route Tonnage	Overall County Tonnage by District	Commercial Tonnage
District 1 City of Beaufort		36.00	36.00	0.00
District 2 Town of Port Royal		0.00	0.00	0.00
District 3 Town of Hilton Head	102.60	19.38	121.98	0.00
District 4 Town of Bluffton	100.43	190.08	290.51	0.00
District 5 Sheldon Township	4.12	0.00	4.12	0.00
District 6 Unincorporated Port Royal Island	23.81	0.00	23.81	0.00
Solid Waste District 7 Unincorporated Lady's Island	0.00	0.00	0.00	0.00
Solid Waste District 8 St. Helena & Islands East	57.53	0.00	57.53	0.00
Solid Waste District 9 Unincorporated Bluffton Township	23.48	64.68	88.16	0.00
Daufuskie			0.00	0.00
OVERALL COUNTY TONNAGE	311.97	310.14	622.11	0.00
COUNTY TONNAGE PLUS NEWSPAPER	52.10			674.21

Monthly Comparison of Residential Recycling Sources

□ Convenience Center Tonnage ■ Residential Route Tonnage



YTD Residential Recycling Tonnage

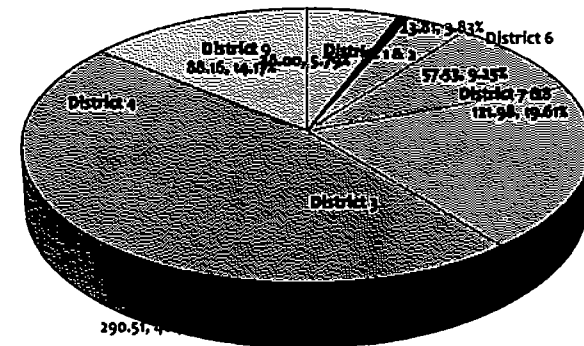
	Convenience Center Tonnage	Residential Route Tonnage	YTD Residential Tonnage
YTD Residential Tonnage	2,992.70	3,030.51	6,023.21
	475.40		6,498.61

Fiscal Year Overall County Recycling Tonnage & Services Comparison

Month	FY 17 Recycling Tonnage	FY 18 Recycling Tonnage	FY 17 Recycling Services Cost	FY 18 Recycling Services Cost
July	351.66	607.01	\$39,396	\$45,922
August	406.42	617.52	\$39,479	\$60,659
September	385.02	545.18	\$35,960	\$52,111
October	331.02	602.62	\$26,810	\$78,989
November	599.49	703.17	\$41,306	\$88,384
December	625.24	718.91	\$43,671	\$95,769
January	504.87	754.60	\$40,154	\$98,899
February	548.00	633.25	\$38,160	\$80,634
March	378.29	658.14	\$40,774	\$101,570
April	587.02	674.21	\$39,768	\$97,332
May	642.21		\$47,737	
June	623.60		\$44,861	
TOTAL	5,982.84	6,514.61	\$478,076	\$800,269

Residential Tonnage + Newspaper Tonnage NO Commercial Tonnage

Overall County Tonnage Comparison by District



Solid Waste Recycling Budget Status

	FY17 Through April	FY18 Through April	FY17 % Expended YTD	FY18 % Expended YTD
Recycling Services	\$385,527	\$800,278	110%	200%

Solid Waste and Recycling Division Monthly Update
 April 18 Fiscal Year 2018
 Distributed to the Solid Waste and Recycling Board of Beaufort County

Fiscal Year 18 Recycling Revenue						Fiscal Year 18 MRF Credit		
Month/Year	Charleston Steel	GEL	Caraustar	Low Country Batteries	Sonoco	Month/Year	Waste Management (MRF) *revenue received from processing costs	Rebate Check
Jul-17		\$483.30	\$193.41		\$3,705.46	Jul-17	\$9,088.58	\$1,014.07
Aug-17	\$30,179.97	\$504.00	\$248.49	\$140.25		Aug-17	\$13,798.23	-\$2,892.46
Sep-17	\$40,863.98	\$816.00	\$275.54	\$129.69	\$3,839.85	Sep-17	\$11,298.36	-\$1,627.74
Oct-17	\$69,663.03	\$44.90	\$218.01		\$1,028.30	Oct-17	\$19,547.66	-\$10,003.18
Nov-17		\$312.30	\$147.65	\$203.06		Nov-17	\$21,057.55	-\$13,072.22
Dec-17		\$202.95	\$127.84		\$2,099.93	Dec-17	\$10,210.77	-\$13,827.00
Jan-18		\$328.50	\$202.22			Jan-18	\$8,912.00	-\$14,534.19
Feb-18		\$50.60	\$282.39	\$144.43		Feb-18	\$11,997.88	-\$6,571.35
Mar-18	\$67,075.45	(-90.25)	\$258.00		\$2,468.87	Mar-18	\$10,522.76	-\$17,140.28
Apr-18	\$42,095.62	(-677.30)	\$338.56			Apr-18	\$9,365.47	-\$15,152.36
May-18						May-18		
Jun-18						Jun-18		
Sub Totals	\$249,878.05	\$2,742.55	\$2,292.11	\$617.43	\$13,142.41	Total	\$125,799.26	-\$93,806.71
GRAND TOTAL TO DATE								